

2012-2015

XARXA FP

MOBILITY
IMPACT STUDY

STUDY SUMMARY

940

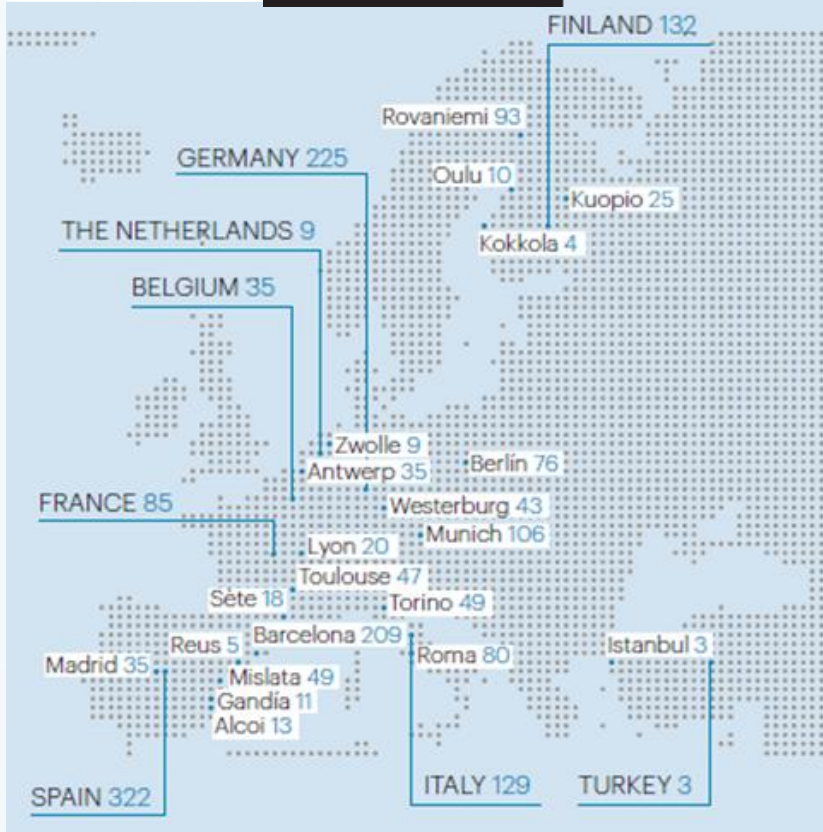


2015

VET students in XARXA FP training mobility programs

INTERNSHIPS

DESTINATIONS



319



Participants in the study

14



14 cities from 6 European countries participate in the study

- Alcoi (ES)
- Antwerp (BE)
- Barcelona (ES)
- Berlin (DE)
- Gandia (ES)
- Lyon (FR)
- Madrid (ES)
- Mislata (ES)
- Munich (DE)
- Oulu (FI)
- Reus (ES)
- Roma (IT)
- Rovaniemi (FI)
- Westerburg (DE)



GENDER



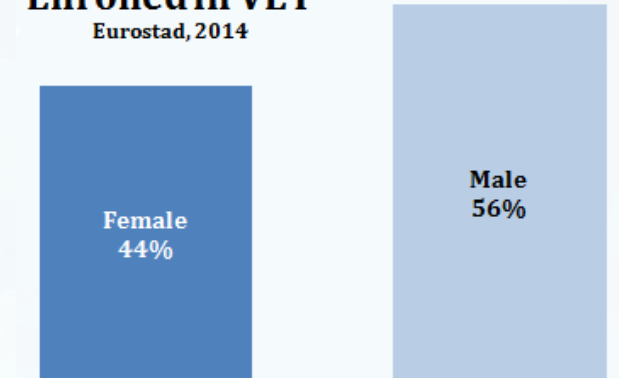
68,7%



31,3%

Enrolled in VET

Eurostad, 2014



PARTICIPANTS PROFILE



AVERAGE AGE

23.5 years

FI	20.7 years
IT	22.5 years
DE	22.9 years
ES	24.6 years



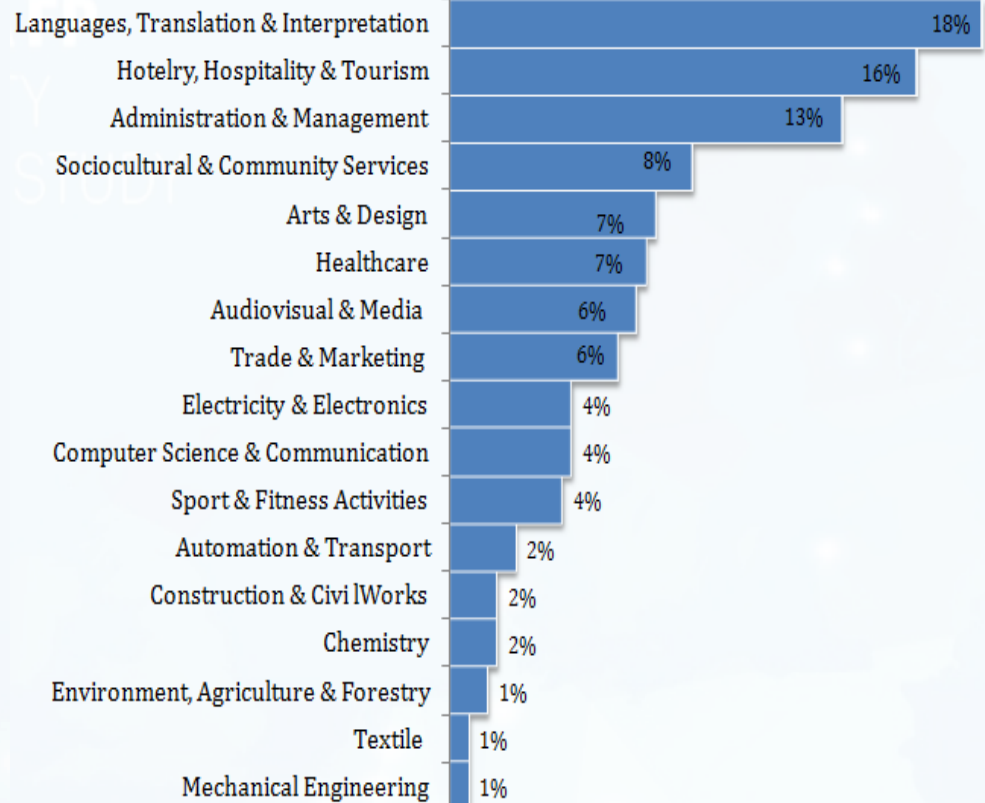
NATIONALITIES

ES	49,5%	Spanish
DE	21,3%	German
IT	15,7%	Italian
FI	7,8%	Finnish
+	5,3%	Others

17



VET professional profiles



INTERNSHIP ASSESSMENT

8,02 

Average Satisfaction




66,2%

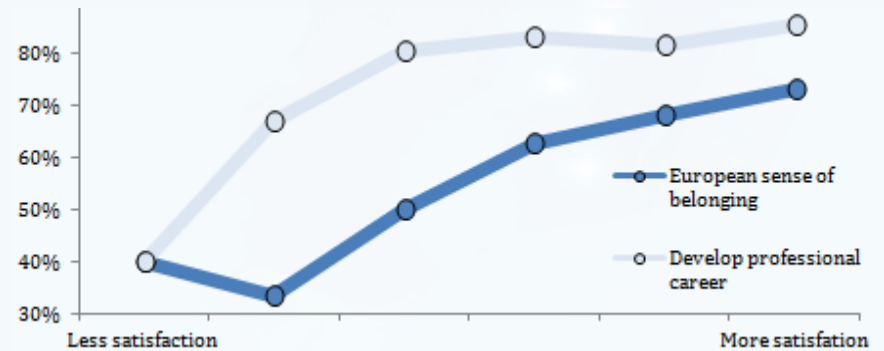
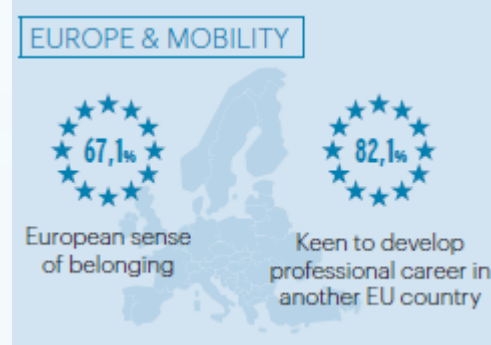
Internship as a key factor to entry into the labour market

ES	8,2
IT	8,1
DE	7,8
FI	7,5

ES	70,9%
IT	69,2%
DE	57,1%
FI	52,3%

Your internship has improved your:

Personal Skills	88,7%	
Language Skills	81,2%	
Technical Skills	75,9%	



Personal Skills

FI	99,3%
IT	94,2%
ES	89,6%
DE	78,6%

Language Skills

IT	94,2%
ES	84,8%
FI	80,1%
DE	62,9%

Technical Skills

IT	90,1%
ES	80,1%
FI	76,9%
DE	54,2%

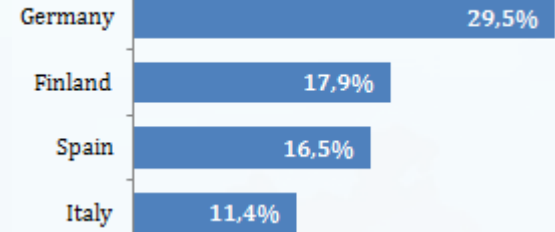
IMPACT ASSESSMENT

2012-2015

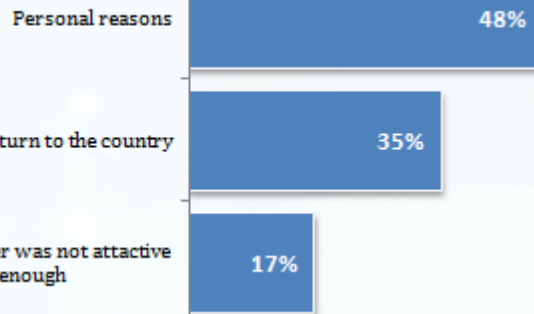
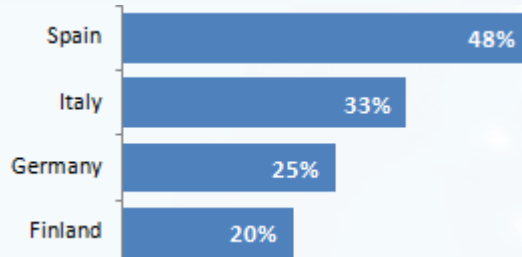
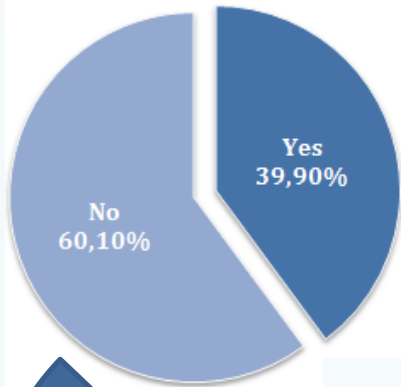


JOB OFFER
THROUGH WORK PLACEMENT ABROAD

15,4%



Did you accepted the job offer?



WORKING IN THE
INTERNSHIP COMPANY
6,14%

IMPACT ASSESSMENT

WORKING 45,8%



WORKING & STUDYING 23,2%



STUDYING 23,5%

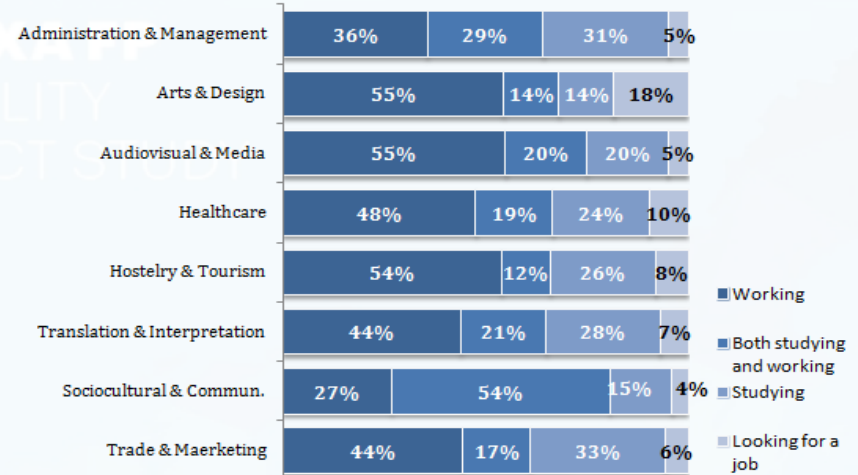
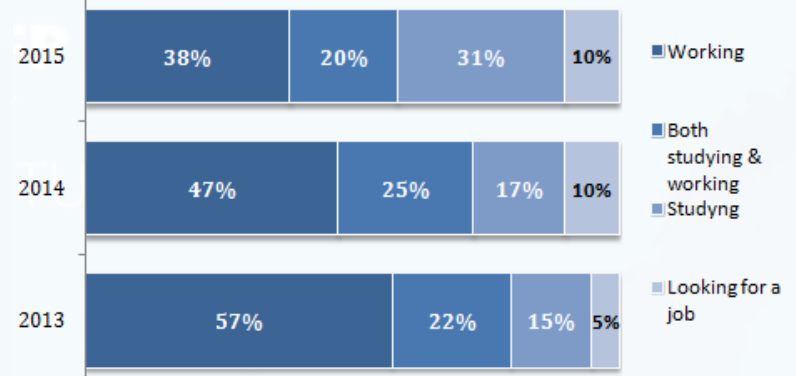
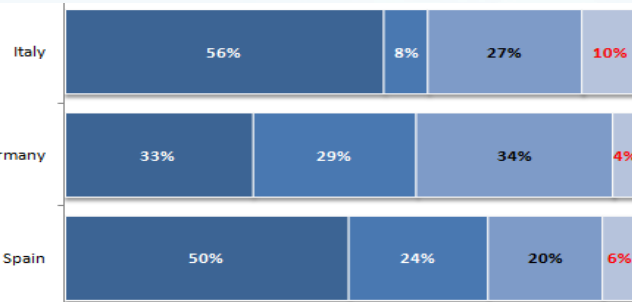



LOOKING FOR A JOB 7,5%



69%




LOOKING FOR A JOB (BY YEAR OF MOBILITY)

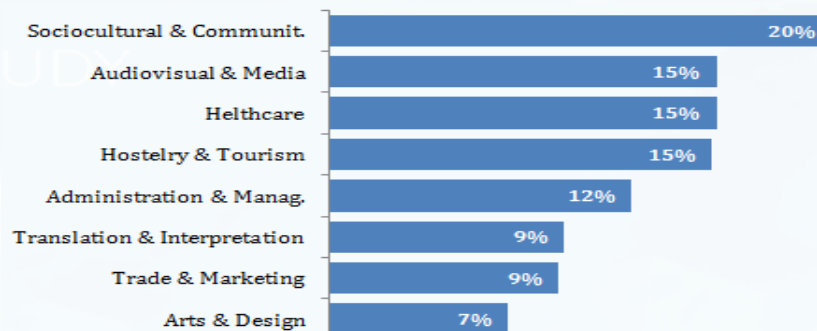
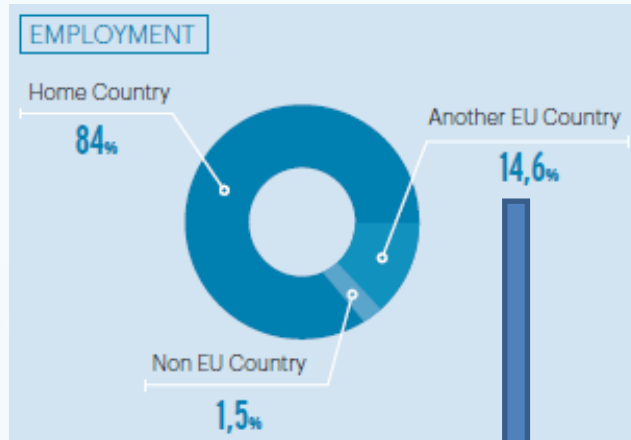
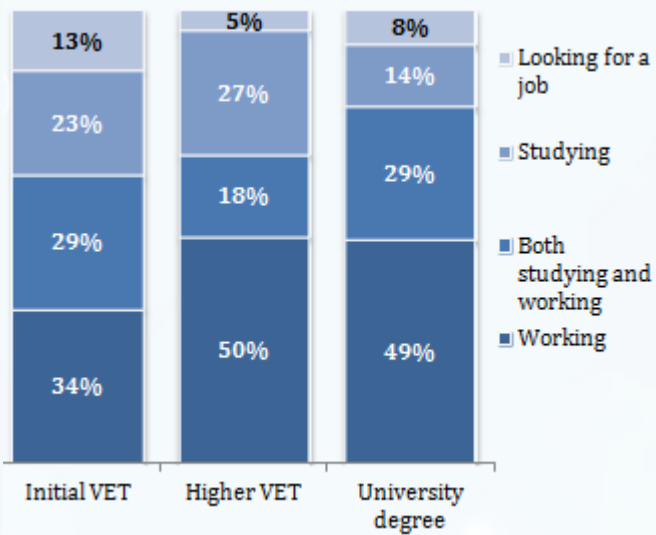


IMPACT ASSESSMENT

2012-2015

MAXIMUM LEVEL OF STUDIES

	20,5%	University degree
	53,9%	Higher VET
	25,7%	Initial VET



RETURN RATE

42,5%



YOUTH EXILE RATE

Youngsters working in another EU country

14,6%

All Sample

0,9%

Working

1,5%

Not willing to work in another EU Country

Spaniards

1,8%

Spaniards working

3,7%

2012-2015

XARXA FP

MOBILITY
IMPACT STUDY

GRÀCIES
GRACIAS
MERCİ
OBRIGADO
THANK YOU
DANKE
BEDANKT
TAK
KIITOS
TÄNU